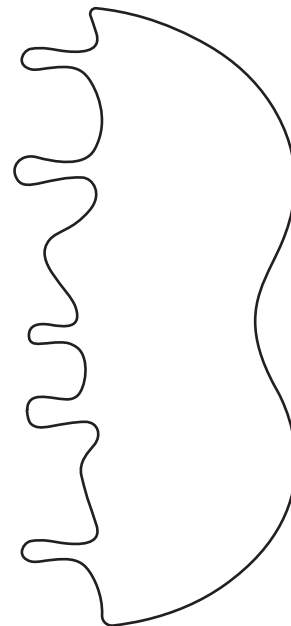
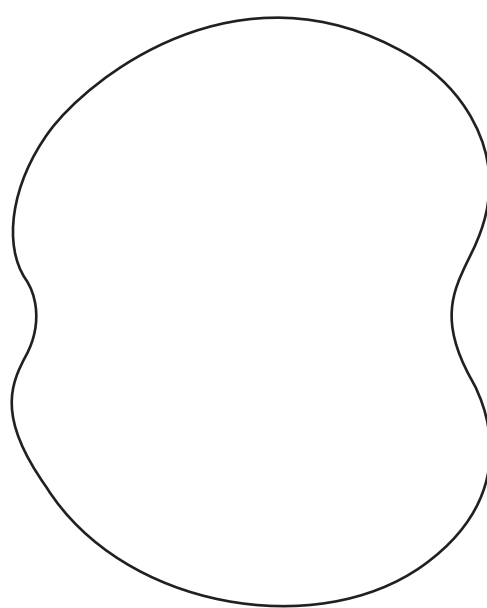


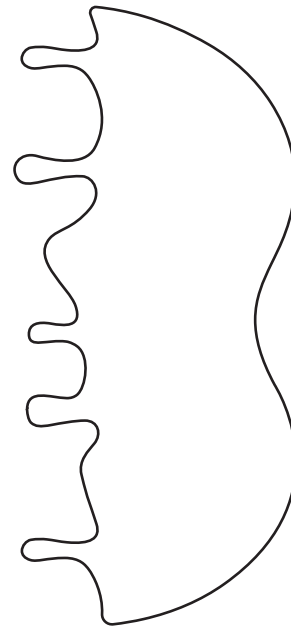
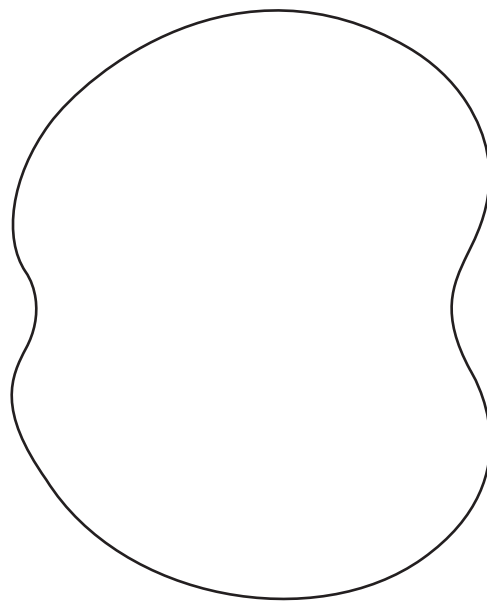




# Caramel Apple Hat

## Directions:

For all of our Thanksgiving hats, we suggest placing appropriate sized bands on your child's head before placing the decorative pieces on. Make a small marking of where the band fits snug, then tape or glue where indicated before placing on the child.

1. For this caramel apple hat, color the apple, the stick, and caramel separately.
2. Then cut out and attach the caramel on top of the apple and position the stick coming out of the top.
3. Once assembled, attach your caramel apple to the band.



--

--

--